



# Automatic Air and Vacuum Valve for Waste Water



## Model 986-01

Automatic air release and vacuum valve, stainless steel 316Ti,  
for operating range: 0 – 250 PSI (17.2 Bar),  
outdoor application possible

						
Type	Size ANSI	Maximum Pressure PSI/Bar	Body Material	Overall Width <b>B</b> Inch/mm	Overall Height <b>H</b> Inch/mm	Weight lbs./Kg
Thread	2" FNPT	250 PSI 17.2 Bar	Stainless Steel	10.75" 273 mm	24.4" 620 mm	35 lbs. 16Kg
Thread	3" FNPT	250 PSI 17.2 Bar	Stainless Steel	10.75" 273 mm	24.4" 620 mm	36 lbs. 16 Kg
Flange	2" ANSI	250 PSI 17.2 Bar	Stainless Steel	10.75" 273 mm	24.7" 627 mm	41 lbs. 19 Kg
Flange	3" ANSI	250 PSI 17.2 Bar	Stainless Steel	10.75" 273 mm	24.7" 627 mm	46 lbs. 21 Kg
Flange	4" ANSI	250 PSI 17.2 Bar	Stainless Steel	10.75" 273 mm	24.7" 627 mm	55 lbs. 25 Kg
Flange	6" ANSI	250 PSI 17.2 Bar	Stainless Steel	10.75" 273 mm	24.7" 627 mm	64 lbs. 29 Kg
Flange	8" ANSI	250 PSI 17.2 Bar	Stainless Steel	10.75" 273 mm	24.7" 627 mm	70 lbs. 32 Kg

### Features:

Automatic and infinitely variable air valve for waste water applications. Recommended for outdoor application in frost-free areas.

Maximum Operating Pressure: 250 PSI (17.2 Bar). Operating Range: 0 – 250 PSI (0 - 17.2 Bar).

Valve body of stainless steel 316 Ti. Valve seat does not contact the medium (air cushion). Two connections for effective flushing during maintenance work (top inlet flushing connection). All mechanical parts are manufactured of corrosion-resistant materials.

1061 Triad Court, West Oak Business Park II, Suite 5 - Marietta, GA 30062 - Phone: +1 770-818-0670 – [www.h-tec.us](http://www.h-tec.us)

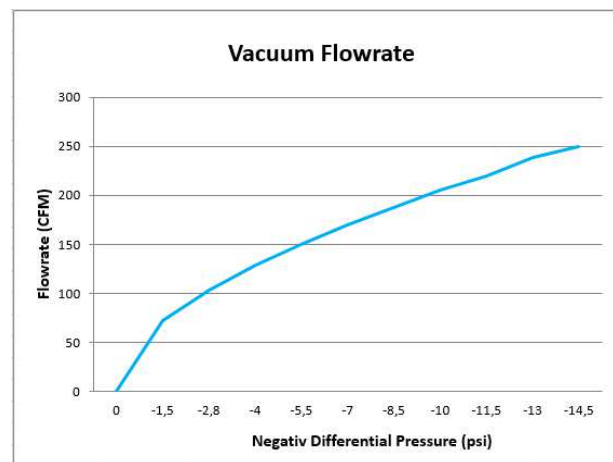
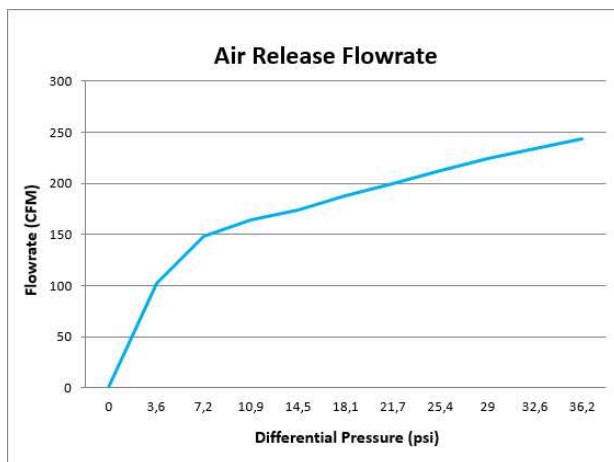
Edition March 2019 – Subject to alteration without notice

# Automatic Air and Vacuum Valve for Waste Water



## Materials:

Component	Series - Stainless
Diaphragm	Buna HNBR
Debris shield	Homopolymer (PP)
Body	Stainless Steel 316Ti
Float	POM
Debris screen	POM
Diaphragm holder	POM
Upper air valve part	POM



## Valve Maintenance:

Air valves must be tested for function and maintained at least once per year. Valve must be shut off and flushed at both lateral connections.

## Infinitely variable surge protection

In general understanding the surge protection of an ARV is a measure taken to protect the pipeline system. Filling of the pipeline should be within international standards to prevent water hammer (5ft/s) or (0,25m/s) and correct opening and closing of valves is fundamental.

The design of the H-TEC 986 ARV allows for large volumes of air (in/out). The unique function for infinite air release/intake, due to the automatic movements of the diaphragm in operation modus, (e.g. Fluid level rises, diameter of orifice is reducing infinitely variable) soft sealing and slowing the water column preventing water hammer.

Traditional ARV's operate with two functions: open or closed. The rubber diaphragm of the H-TEC model 986 is infinitely variable operating. In case of increased velocity in the valve the float will lift slow and throttle down the air flow. This function slows the water column, water hammer from this ARV will not occur. The H-TEC 986 ARV has an integrated pressure spring on the vertical shaft attached to the float. This mechanical feature protects from vibrations, smooth function, prevents amplified movements. No additional surge prevention unit necessary.