

# Automatic Air and Vacuum Valve for Waste Water



**Model 988-01**

**ARV with shut-off for manhole installation,  
for operating range: 0 – 250 PSI (17.2 Bar)**



## Features:

The Model 988 automatic air and vacuum valve with shut-off can be used as replacement valve in existing manhole. All maintenance work on this air valve can be done from the top, no manhole entering. Eliminate confined space entry, acc. to OSHA regulations. The air valve with shut-off must be installed upright on 4" ANSI flange pipe connection. All maintenance and repair work for this air valve set can be done from the surface, avoiding all the dangers related to manhole access.

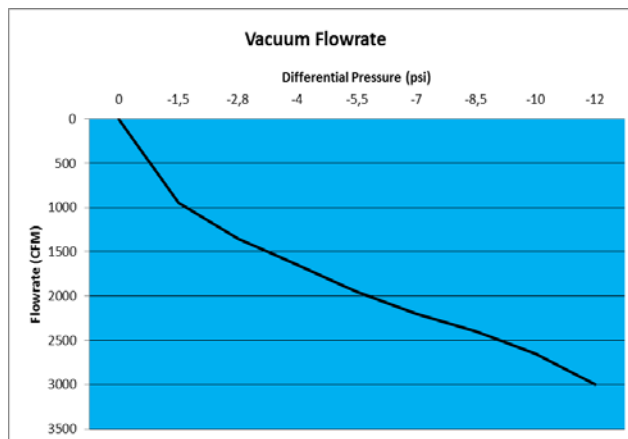
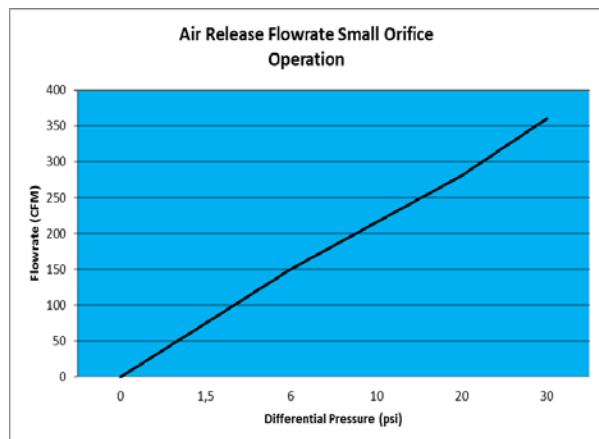
Medium: Waste Water  
Maximum Operating Pressure: 250 PSI (17.2 Bar)  
Operating Range: 0 - 250 PSI (17.2 Bar)  
Connection: 4" ANSI flange

## Valve Maintenance:

Close shut-off valve. The valve is provided with one flushing connection reaching up to the cover. In case of major dirt within the bodies the valve must be opened and cleaned manually.

Type	Product Version	Maximum Operating Pressure in PSI (Bar)	Connection To Pipe Inch/mm	Overall Height Inch/mm	Minimum Shaft Width Inch/mm	Weight lbs./Kg
ANSI	Air Valve Body <b>SS 316</b>	0-250 PSI 17.2 Bar	4" Flange	38" 970 mm	14" 360 mm	100 lbs. 46 Kg

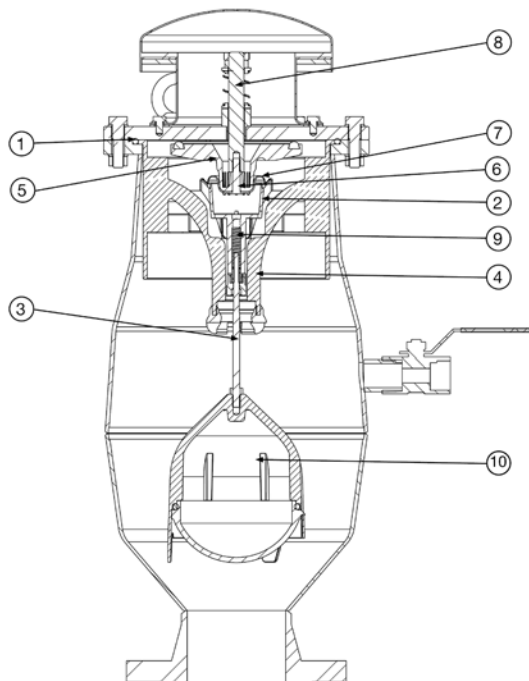
# Automatic Air and Vacuum Valve for Waste Water



## Capacities:

Vacuum flow rate at negative pressure of 12 psi (0.8 bar): 3,000 cfm (5,100 m<sup>3</sup>/h)

## Parts list:



Nr.	Product	Short Code	Material
1	O-Ring 204 x 6 mm	988S01	NBR 70
2	cup for diaphragm	986S09	POM
3	float spindle complete	986S12	ss 316
4	debris shield mounted w. damper ring 98640036	988S09	Debris Shield: PP Homopolymer, Mesh Screen: ss316, Damper Ring: EPDM
5	valve cage mounted w. gasket 98840142	988S03	POM / NBR
6	screw for diaphragm	988S04	ss316
7	diaphragm	988S05	HNBR 45Sh
8	guide rod, upper part, mounted 2 spring discs, 2 nuts M16, pressure spring	988S02	Guide Rod: POM, 2x Spring Discs: POM, 2x Nuts M8: ss316, Pressure Spring: ss316
9	pressure spring	986S11	ss316
10	float, complete	986S15	POM